

Tredyffrin Township  
Police Department

# Annual Report 2009



Andrew W. Chambers  
Superintendent of Police

---

---

# Table of Contents

<i>Mission Statement</i> .....	3
<i>Introduction &amp; Overview</i> .....	4
<i>Statistics &amp; Analysis</i> .....	5
Township at a Glance.....	5
Crime Trends & Analysis.....	6
General Statistics.....	9
Accidents/Citations Trends & Analysis.....	10
Driving Under the Influence.....	10
Accident Analysis.....	11
Citations & Warnings.....	12
Animal Control.....	15
<i>Department Information</i> .....	16
Personnel Assignments.....	16
Organizational Chart.....	17
Patrol Division.....	18
Detective Division.....	19
Traffic Safety Unit.....	20
Special Ops and Emergency Preparedness.....	22
Revenue.....	23
Awards/Promotions/Retirements/Recruitment.....	24
Officer of the Year.....	25

---

# Mission Statement

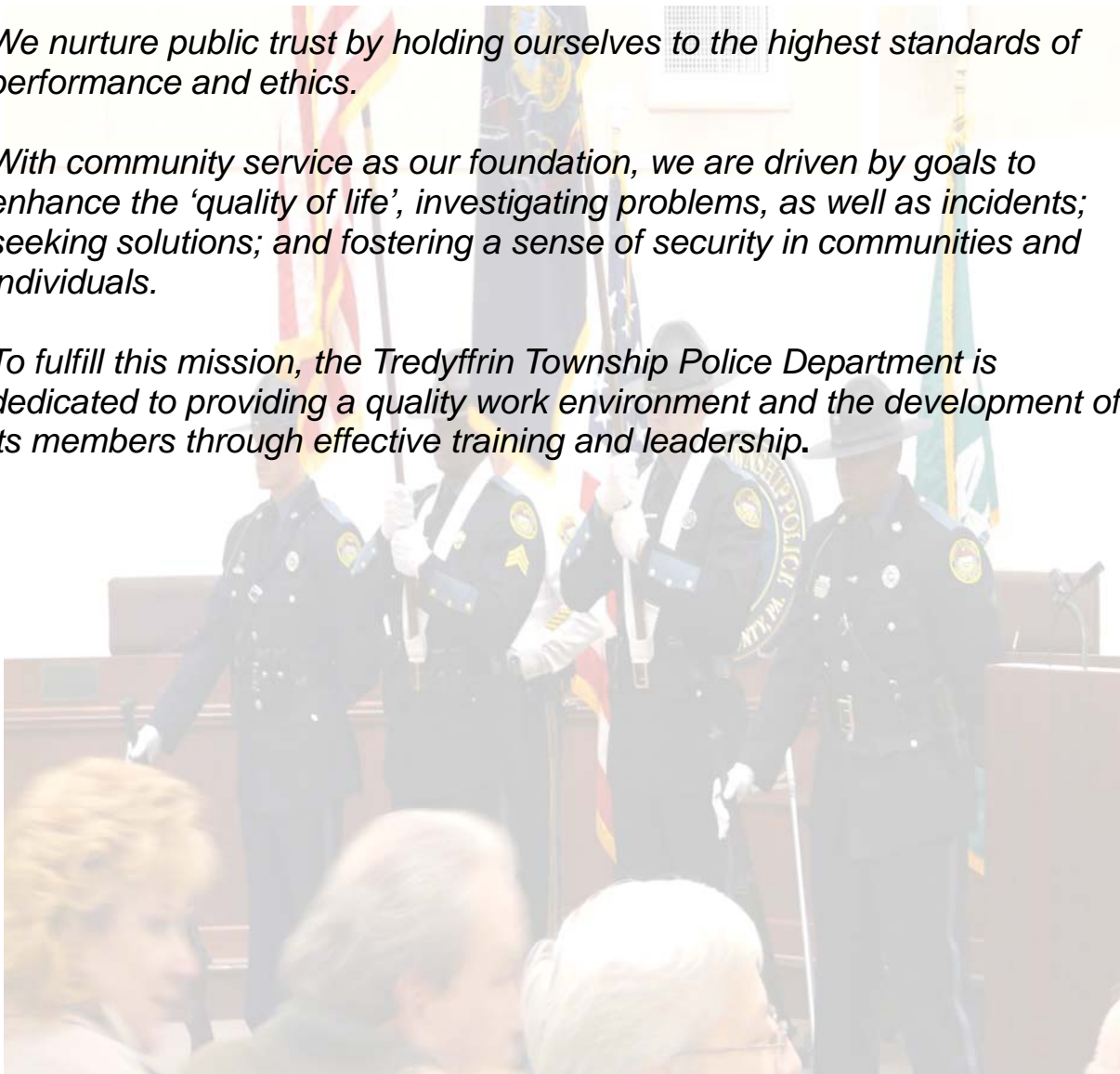
*We, the members of Tredyffrin Township Police Department, are committed to the prevention of crime and the protection of life and property; the preservation of peace, order, and safety; the enforcement of laws and ordinances; and the safeguarding of constitutional guarantees.*

*We exist to serve all people within our jurisdiction with respect, fairness, and compassion.*

*We nurture public trust by holding ourselves to the highest standards of performance and ethics.*

*With community service as our foundation, we are driven by goals to enhance the 'quality of life', investigating problems, as well as incidents; seeking solutions; and fostering a sense of security in communities and individuals.*

*To fulfill this mission, the Tredyffrin Township Police Department is dedicated to providing a quality work environment and the development of its members through effective training and leadership.*



---

# Introduction and Overview

by **Superintendent Andrew W. Chambers**

I am pleased to present the Tredyffrin Township Police Department Annual report for the calendar year 2010 to the citizens of Tredyffrin Township. The report contains statistical facts about crime and activities through which the police department serves our community.

The statistical information contained in this report is helpful in determining where we, as an agency, need to focus our resources. This data is used year round to predict changes in crime patterns and crime trends, high accident locations, and public safety issues. We analyze causative, temporal and geographic factors of crime and watch for trending and cyclical movement. We then implement local and regional tactics to combat those criminal activities.

As valuable as our crime and activity statistics may be, our involvement with our community is the best way to determine the type and level of service we should provide for our citizens. You will see from the report that it is our goal to immerse ourselves in the community in order to better determine how best to serve its needs. Without the help and interest from our community, our efforts to prevent crime, insure public safety, foster public trust and preserve 'quality of life' would be greatly diminished and would surely be less effective.

The Tredyffrin Township Police Department is committed to serve our citizens. We emphasize a team approach and pride ourselves in providing the highest possible levels of service and care. I am fortunate and honored to work with such a highly regarded agency of professionals both within the ranks of the department and throughout the township government from the public works department and our parks and recreation components to our township finance department and administration. In addition, we work "hand-in-glove" with our brothers and sisters in the fire and emergency medical services to provide the highest quality comprehensive emergency response possible. We pledge to continue to improve our outstanding service to our community, and to remain committed to our citizens as our priority mission.



---

# Statistics & Analysis

## ***Township at a Glance***

The 47 officers and six civilian staff members of the Tredyffrin Police Department are honored to serve our residents, those who travel through, and the thousands who work within the Township.

Our general population and Township statistics have remained relatively static over time. An accurate daytime population is determined by combining the number of people working in the Township with those who don't leave during the day and factoring in a number for visitors. **Table 1** shows some general statistics about Tredyffrin Township.

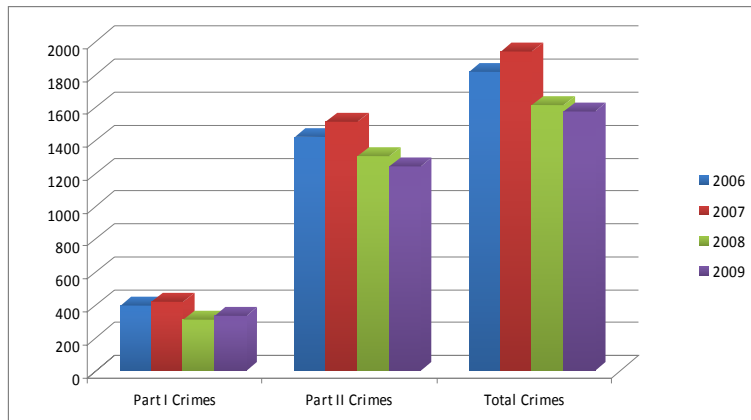
<b>Table 1: Township Statistics</b>	
<b>Population</b>	
<i>Residential</i>	28,886
<i>Working in the Township</i>	38,600
<b>Area/Square Miles</b>	19.8
<b>Total Highway Miles</b>	150
<b>Township Highway Miles</b>	107
<b>State Highway Miles</b>	43
<b>Schools</b>	13
<b>Parks</b>	15

## Crime Trends and Analysis

Crime statistics are broken down in two parts - Part I and Part II. Part I Crimes are generally more serious in nature and include murder, rape, robbery, assault, burglary, arson, theft and motor vehicle theft. Part II Crimes are considered to be less serious and include all other crime such as fraud, criminal mischief, and harassment. These crimes are often considered “quality of life” crimes and tend to lead to more serious Part I Crimes. All crimes are uniformly tracked (*Uniform Crime Report*) across the United States and are compared against crime in other locations of similar size and demographics.

**Figure 1** shows the yearly totals for each crime type. Although Part I Crimes are up 7% from last year, these crimes have decreased 2.5% over the last three years. Part II Crimes declined by 5% from 2008 and overall have steadily decreased over the last several years.

**Figure 1: Part I and II Crime Totals**



	2006	2007	2008	2009
<b>Part I Crimes</b>	397	425	313	336
<b>Part II Crimes</b>	1,423	1,520	1,307	1,244

**Table 2** shows detailed crime statistics for Part I Crimes for the period of 2006-2009. Although Part I Crime saw a slight increase from 2008, the Township remains well below our 4 year average making Tredyffrin a very safe and stable community in which to live. The Police Department is committed to maintaining this secure 'quality of life' that has been a tradition in the Township over the years.

**Table 2: Part I Crimes 2006 – 2009**

	2006	2007	2008	2009
Homicide	0	1	0	0
Rape	3	2	2	3
Robbery	6	4	5	4
Assault	26	26	30	24
Burglary	48	63	43	40
Theft	307	313	225	258
Motor Vehicle Theft	6	15	8	5
Arson	1	1	0	2
<b>Total Part I Crimes</b>	<b>397</b>	<b>425</b>	<b>313</b>	<b>336</b>

**Table 3** shows detailed statistics for Part II Crimes which have decreased 5% during the period of 2006-2009. Police have put a

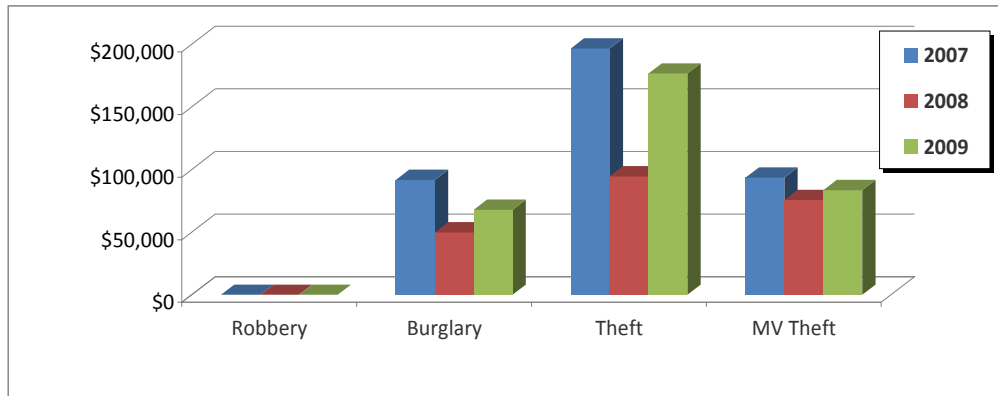
tremendous amount of pressure on reducing crime overall by implementing our **Anti Drug/Anti Crime Program**. Combining active uniform anti-crime patrol with plain clothes and undercover criminal investigations allows a strategically layered approach for effectively combating street level crime. We also maintain a highly visible patrol force that by its presence discourages criminal activity.

**Table 3: Part II Crimes 2006 – 2009**

	2006	2007	2008	2009
Fraud	58	177	114	94
Bad Checks	28	21	27	34
Embezzlement	2	1	0	1
Stolen Property	6	1	5	4
Criminal Mischief	208	209	174	164
Weapons	2	1	4	1
Sex Offenses	6	3	5	7
Indecent Exposure	7	3	7	3
Narcotics	79	66	61	58
Gambling	0	1	0	0
Domestic	228	248	232	234
DUI	184	170	158	109
Liquor Laws	70	58	48	39
Public Drunkenness	34	24	31	18
DC/Harassment	390	428	291	351
All Other Crimes	121	109	150	127
<b>Total Part II Crimes</b>	<b>1,423</b>	<b>1,520</b>	<b>1,307</b>	<b>1,244</b>

**Figure 2** below shows property loss in dollars for Township residents. Property loss “value” has naturally increased from 2008 to 2009 due to the increased cost of goods and services to replace items. Therefore, although property loss has increased it’s important to reiterate that overall crime has decreased.

**Figure 2: Property Loss 2006 - 2009**



	Robbery	Burglary	Theft	MV Theft	Totals
<b>2006</b>	\$0	\$106,552	\$420,103	\$78,000	<b>\$604,655</b>
<b>2007</b>	\$0	\$91,716	\$196,727	\$93,600	<b>\$382,043</b>
<b>2008</b>	\$0	\$49,813	\$94,570	\$75,700	<b>\$220,083</b>
<b>2009</b>	\$0	\$67,857	\$176,683	\$83,600	<b>\$328,140</b>
<b>% Change</b>	<b>\$0</b>	<b>36%</b>	<b>86%</b>	<b>10.40%</b>	<b>\$604,655</b>

---

## General Statistics

**Table 4** shows general police activity for 2009 as compared to 2008. Although arrests across the board are down from 2008 the overall number of 'calls for service' has increased by 17%. Citizens are calling the police more frequently to report non-criminal incidents with more 'quality of life' issues such as suspicious activity, doors left open on a business, graffiti etc.

Again, we attribute direct pressure on criminal activity for the second year in a row to the decrease in criminal arrests. In addition, citizens are being more proactive and vigilant. It's also important to note our traffic safety unit has been reduced by 2 officers from 2008 levels. As such, we've seen a direct relationship to the number of traffic citations issued.

**Table 4: General Police Activity**

	2008	2009	% Change
Accident Investigations	1,042	902	- 13%
Calls for Service	21,713	25,418	+ 17%
Criminal Arrests	780	617	- 20%
Traffic Arrests & Citations	5,983	4,763	- 20%
Non-Traffic Citations	385	264	- 31%
Warnings Issued	1,712	1,849	+ 8%

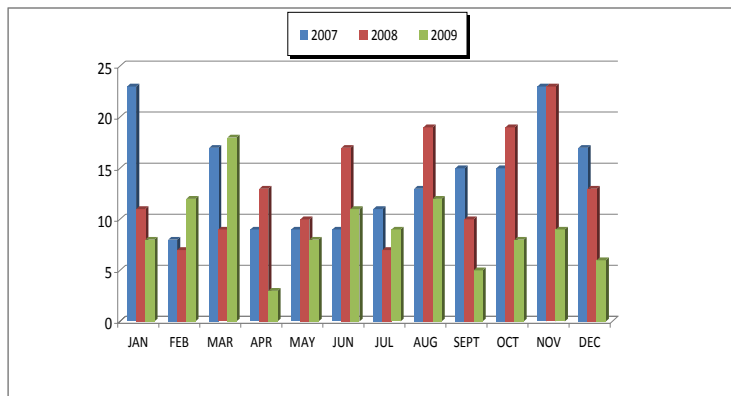


# Accidents, Citations Trends and Analysis

## Driving Under the Influence

Driving under the influence (DUI) is a crime that is taken extremely seriously by the Tredyffrin Police Department and people driving while impaired are prosecuted aggressively. **Figure 3** shows monthly DUI arrests for the last three years. In 2009 there were 109 DUI arrests which is a significant decrease of 45% compared to 2008. The Department credits this success to local residents and those traveling through the Township being well informed that Tredyffrin Police aggressively enforce DUI laws. Having fewer drivers under the influence obviously means fewer fatalities and injuries. Again, we are down 13% in overall traffic accidents in Tredyffrin Township which is consistent with the decreased number of DUI arrests. Fewer drunk drivers mean fewer crashes. It also lessens the personal injury and economic loss associated with crashes. The Department has been commended several times by *Mothers Against Drunk Driving* for aggressively pursuing individuals who drive under the influence.

**Figure 3: DUI Arrests 2007 - 2009**



	JAN	FEB	MAR	APR	MAY	JUN	JUL	AUG	SEPT	OCT	NOV	DEC	TOTAL
<b>2007</b>	23	8	17	9	9	9	11	13	15	15	23	17	<b>169</b>
<b>2008</b>	11	7	9	13	10	17	7	19	10	19	23	13	<b>158</b>
<b>2009</b>	8	12	18	3	8	11	9	12	5	8	9	6	<b>109</b>

Percentage change -31%

---

---

## Accident Analysis

There are three types of accidents that are reported in police statistics: 1) fatal crashes, 2) reportable crashes and, 3) non-reportable crashes. Reportable crashes are crashes in which the driver, vehicle occupant, pedestrian, or bicyclist is injured, or the damage to the vehicle is so severe as to render it inoperable. During 2009 there were 186 reportable crashes; a significant decrease of 35% over 2008 levels.

Non-reportable crashes are those where no one is injured and the vehicle can operate under its own power. Although Pennsylvania law does not require a report for these minor crashes, the Tredyffrin Township Police Department will respond, investigate, document, determine causation and issue citations when needed. This gives the Department a more accurate picture of motor vehicle crashes occurring in the Township. While there is no way to determine the actual number of non-reportable crashes, non-reportable crashes in 2009 were down 10% from 2008. There were 902 accidents investigated in the Township during 2008 as seen in **Figure 4**.

**Figure 4: Accident Analysis 2006-2009\***

	2006	2007	2008	2009
<b>Non Reportable</b>	778	845	758	716
<b>Reportable</b>	277	271	284	186
<b>Fatal</b>	1	2	0	0
<b>Totals</b>	<b>1,056</b>	<b>1,118</b>	<b>1,042</b>	<b>902</b>
% Change	-4%	6%	7%	-13%

*\* Excludes Deer Related Accidents*

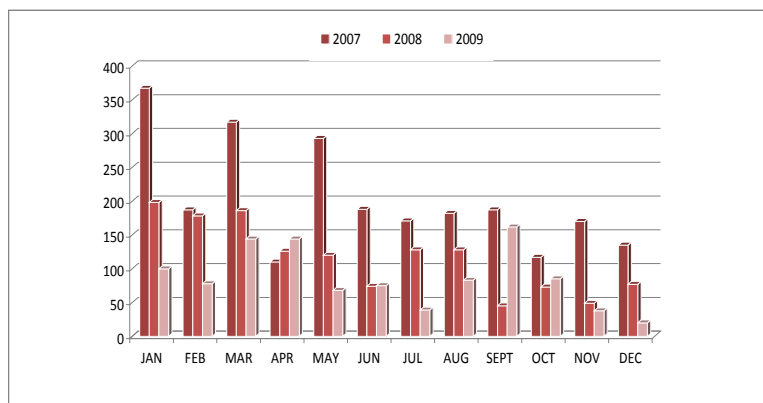


## Citations and Warnings

This section describes citations and warnings written by officers. Traffic citations include items such as tickets for speeding or going through a stop sign. Non-traffic citations include criminal activities such as disorderly conduct or harassment.

**Figure 6: Traffic Squad Citations / Warnings Issued**

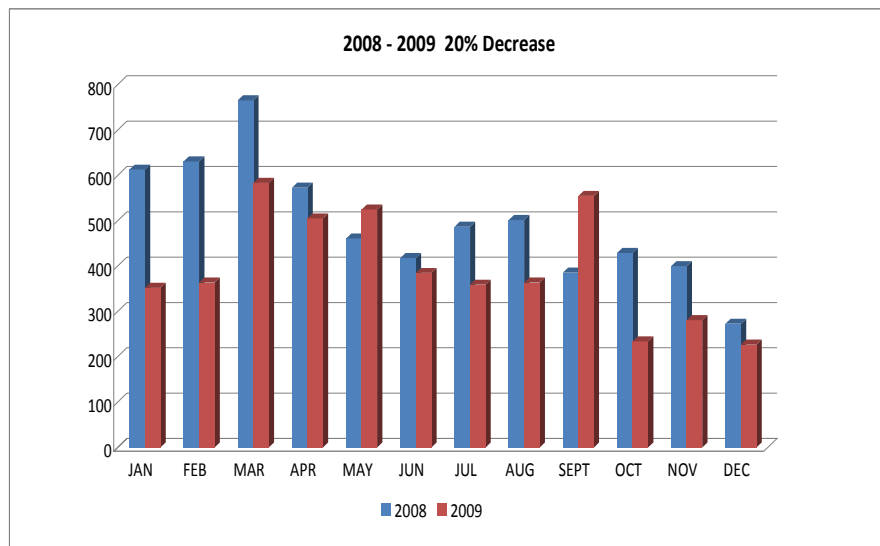
	Jan	Feb	Mar	Apr	May	Jun	Jul	Aug	Sep	Oct	Nov	Dec	TOT
<b>2006</b>	309	441	416	258	303	253	270	301	303	311	292	98	<b>3,555</b>
<b>2007</b>	367	187	317	110	293	188	171	182	187	117	170	135	<b>2,424</b>
<b>2008</b>	198	178	186	126	120	74	128	128	45	73	49	77	<b>1,382</b>
<b>2009</b>	100	78	144	144	68	75	39	83	162	85	38	20	<b>1,036</b>



**Figure 6** shows the number of citations and warnings issued by the *Traffic Safety Unit* only. This is a stand-alone unit within the Department focusing almost exclusively on traffic. The *Patrol Division* also enforces traffic violations but has a variety of other responsibilities. In 2009, 1,036 citations and warnings were issued by the Traffic Safety Unit - a 25% decrease over 2008 - despite a reduction in the number of officers assigned to the Traffic Safety Unit. Our ongoing policy of targeting known trouble spots and issuing many citations and warnings will continue.

**Figure 7** shows the total number of citations issued by both the Traffic Safety Unit *and* the Patrol Division. There were a total of 4,735 citations issued in 2009 resulting in a 20% decrease in total citations over 2008. The decrease is partly due to the Traffic Safety Unit citation activities described above and increased 911 calls for service that take away from available patrol time to stop violators.

**Figure 7: Total Traffic Citations Issued 2008 - 2009**

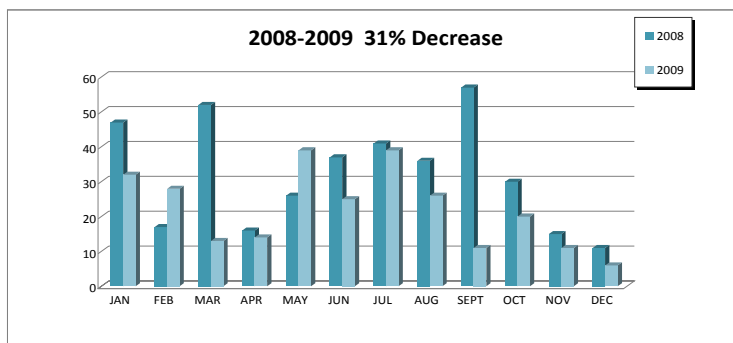


---

“Non-traffic” citation is the official name in the Commonwealth of Pennsylvania for the issuance of a criminal summons for the violation of a summary criminal offense. Non-traffic citations are similar to a traffic summons in that they allow a police officer to stop and cite someone for minor criminal behavior that results in a summons to appear in court. These non-traffic citations are typically used in ‘quality of life’ violations such as disorderly conduct, underage drinking, harassment, loud noise and other nuisances.

Underage drinking citations decreased in 2009 compared to those in 2008 which can be directly related to the overall decrease in non-traffic citations. Typically, if the number of DUI’S are down as well as the overall number of non-traffic citations we can assume that the alcohol prevention programs currently in place are effective.

**Figure 8: Non-Traffic Citations Issued 2008 – 2009**



**Figure 8** shows a 31% decrease in non-traffic citations issued in 2009 compared to 2008. The total number of non-traffic citations issued was 264.



---

---

## ***Animal Control***

Animal Control handled 1,112 calls for service in 2009 which is a 22% *decrease* over last year. This decrease - primarily due to a 45% reduction in telephone contacts – was the result of a major dog case in 2008 which was resolved in January 2009. Call activity is detailed below in **Table 5**.

**Table 5: Animal Control Activities**

<b>Type of Call</b>	<b># Calls</b>
Lost and Found Animals	103
Barking Dogs	56
Dog Bites	6
Other Animal Bites	3
Animals at Large	107
Cruelty Investigations	22
Sick / Injured Animals*	41
Misc Animal Complaints	177
Telephone Contacts	436
Deer Complaints	161
<b>Total Responses</b>	<b>1,112</b>

*\* Excludes Deer*

---

---

## Department Information

The Tredyffrin Township Police Department is comprised of both non-sworn and sworn positions. Currently, there are 53 dedicated personnel in the Police Department whose assignments are detailed below in **Table 6**. Eighty-five percent of the Department (47 individuals) are sworn police personnel with the remainder being non-sworn support staff.

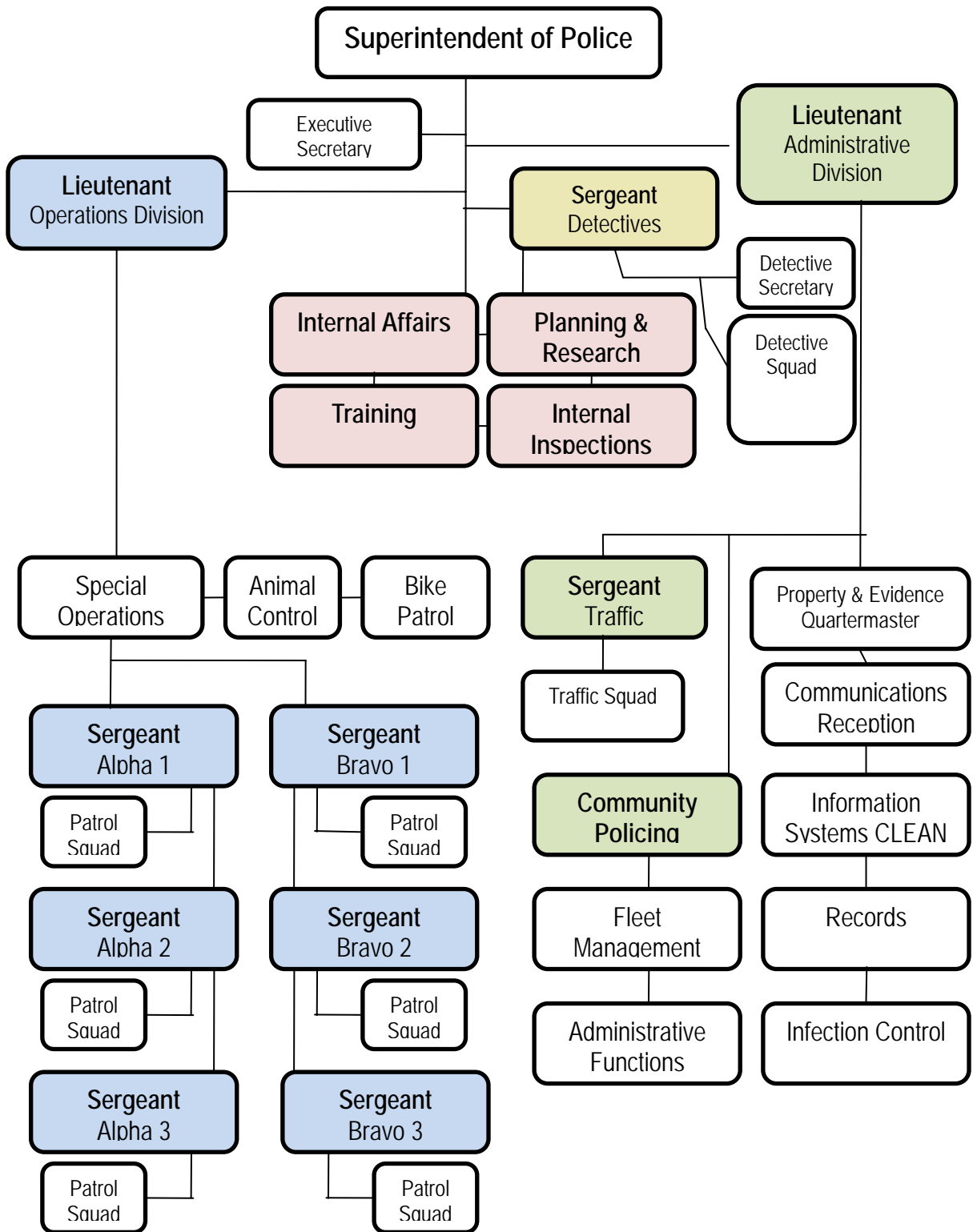
The Patrol Division is responsible for responding to 911 calls and is typically the first police officer a citizen will meet upon requesting assistance. Detectives and other officers may also respond to certain 911 calls. Detectives provide assistance to the Patrol force and then conduct follow-up investigations. Approximately 75% of the staff is assigned to patrol and traffic safety.

**Figure 9** on the next page shows the Police Departments' organizational chart.

**Table 6: Personnel Assignments**

Title	Personnel
<b>ADMINISTRATION</b>	<b>3</b>
Superintendent	1
Lieutenants	2
<b>PATROL DIVISION</b>	<b>40</b>
Sergeants	6
Corporals	6
Patrol Officers	<b>24</b>
Traffic Sergeant	1
Traffic Corporal	1
Traffic Squad Officers	1
Crime Prevention Officer	1
<b>DETECTIVE DIVISION</b>	<b>4</b>
Detective Sergeant	1
Detectives (Persons and Property Crimes)	2
Detective (Juvenile Cases)	1
<b>SUPPORT STAFF</b>	<b>6</b>
Police Civilian Quartermaster	1
Civilian Secretaries	2
Civilian Receptionist/Dispatcher	1
Civilian Records Clerk	1
Animal Control Officer	1

**Figure 9: Police Department Organizational Chart**



---

## ***Patrol Division***

The Patrol Division, the largest division within the Department, consists of exceptionally well trained officers whose duty it is to patrol the Township and enforce the law. They are the most visible section within the police force, providing service 24 hours a day 7 days a week.

Each officer is assigned to a specific region within the Township so he/she may become familiar with the people and activities within the area patrolled. They respond to all medical emergencies, assist citizens in need, and respond to a wide variety of calls. These responses include community service calls such as helping a stranded motorist, responding to domestic disturbances, burglaries, or any other requests for assistance. They maintain a strong presence within the community and receive regular training to further their skills and stay current with any new policing techniques, crime trends and new technologies.

The Patrol Division is the backbone of the Police Department and is responsible for protecting life and property, preventing crimes, and solving problems. They take great pride in serving the residents and visitors to Tredyffrin Township.

In 2009, there were over 25,000 calls for service – that’s over 70 calls per day! The Patrol Division continually monitors the Township in order to enforce the law and keep citizens safe. Much of the data and statistics shown throughout this report reflect the effort and dedication of our highly qualified Patrol staff.




## Detective Division

While the Patrol Division is the backbone of the Police Department, the Detective Division is comprised of highly experienced investigators each bringing a unique investigative specialty; specialties such as identity theft, drug investigations, juvenile crimes or domestic abuse. Several are recognized regionally for their expertise.

In 2009, the Detective Division received 252 cases of which 63 were closed and 44 were closed with arrests. Open cases include cases where there is either an ongoing investigation or, more often, a lack of any physical evidence or description of the actor.

These cases are given a substantial amount of effort by the detectives and may take several years to close due to the complexity. Some of the more time intensive detective investigations are detailed in **Table 7**.



**Table 7: Criminal Investigations**

CASES	JAN	FEB	MAR	APR	MAY	JUN	JUL	AUG	SEP	OCT	NOV	DEC	TOTAL
RECEIVED	20	19	18	15	17	22	31	10	24	28	20	28	252
CLOSED	3	3	3	3	3	2	5	21	6	8	3	3	63
CLOSED W/ ARRESTS	5	1	2	2	2	2	2	7	6	3	7	5	44
<b>TOTAL ARRESTS 2009</b>	<b>5</b>	<b>1</b>	<b>2</b>	<b>2</b>	<b>7</b>	<b>2</b>	<b>2</b>	<b>7</b>	<b>5</b>	<b>4</b>	<b>5</b>	<b>5</b>	<b>47</b>

## Traffic Safety Unit

The Traffic Safety Unit is a distinct branch of the Police Department. They are responsible for a multitude of safety concerns such as identifying unsafe road conditions, traffic surveys, citizen concerns, crowd control and pedestrian concerns. They also periodically target certain areas within the Township such as school zones and other critical safety areas for improvement. They develop and enforce specialized DUI and speed enforcement programs as well as analyze accident data so that accidents may be reduced. Below is a list of some of the activities in which the Traffic Safety Unit participated last year.

### 2009 Traffic Safety Unit Activities

<b>January</b>
<ul style="list-style-type: none"> <li>▪ Participated In Focused Traffic Safety/ Dui Patrol (Holiday Weekend)</li> <li>▪ Speed Sentry Placements: Irish Rd., Welsh Valley, Valley Forge Rd., Anthony Wayne and Chesterbrook Blvd.</li> <li>▪ Attended Turnpike Expansion Meeting At The Vanguard School</li> </ul>
<b>February</b>
<ul style="list-style-type: none"> <li>▪ Signage Meeting W/ Public Works For Upper Gulph Rd. And N. Wayne Ave.</li> <li>▪ M.P.O.E.T.C Training</li> </ul>
<b>March</b>
<ul style="list-style-type: none"> <li>▪ I-476 Incident Management Task Force W/ Penn Dot</li> <li>▪ Participated In Traffic Safety Planning For Spring/Summer Community Events</li> <li>▪ Daylesford Lake Sign Survey For Enforcement Request</li> </ul>
<b>April</b>
<ul style="list-style-type: none"> <li>▪ School Bus Skills Competition, Event Judges</li> <li>▪ Assisted With Planning And Traffic Control For The March Of Dimes Event</li> <li>▪ Speed Sentry for Thomas Rd. And West Valley Rd.</li> <li>▪ Radar Loaner For Fairway Rd.</li> </ul>
<b>May</b>
<ul style="list-style-type: none"> <li>▪ Vanguard School Run</li> <li>▪ Magloclen Training At Lionville Fire Company</li> <li>▪ Laser Diagramming System Training</li> </ul>
<b>June</b>
<ul style="list-style-type: none"> <li>▪ Aggressive Driving COAD Grant Meeting</li> <li>▪ Atlantic City Police/ Traffic Safety Expo</li> <li>▪ Emergency Vehicles Operation Training</li> <li>▪ Amtrak Meeting At The <i>Cira Center</i> In Philadelphia</li> </ul>
<b>July</b>

<ul style="list-style-type: none"> <li>▪ Assisted With Planning/ Traffic Control For The 4<sup>th</sup> Of July Community Event</li> <li>▪ Speed Sentry on Contention Ln. And Yellow Springs Rd.</li> </ul>
<b>August</b>
<ul style="list-style-type: none"> <li>▪ Assisted With The Summer Concert Series For Traffic And Pedestrian Safety</li> <li>▪ Start Of <i>Buckle Up</i> And <i>Smooth Operator</i> Programs</li> <li>▪ Speed Sentry On Old Lancaster Rd.</li> </ul>
<b>September</b>
<ul style="list-style-type: none"> <li>▪ I-476 Incident Management Task Force W/ Penn Dot</li> <li>▪ Amtrak Rail Security Day</li> <li>▪ Assisted Public Works W/ Painting At N. Valley And Foxhill Rds.</li> <li>▪ “Schools Open” Campaign</li> <li>▪ Traffic Control For The Motorcycle Ride For Kids</li> </ul>
<b>October</b>
<ul style="list-style-type: none"> <li>▪ Speed Sentry on Walker and Old Eagle School Rds.</li> <li>▪ Brentford Rd. Parking Survey</li> <li>▪ Assisted With Mischief Night And Halloween Night Pedestrian Safety</li> </ul>
<b>November</b>
<ul style="list-style-type: none"> <li>▪ Development Of A 5k And 10k Race, Pre-Package</li> <li>▪ Assisted Aqua Pa At West Central And Keystone Aves.</li> <li>▪ Turkey Trot 5k Run</li> <li>▪ School Zone Enforcement T/E, Valley Forge, And Hillside</li> </ul>
<b>December</b>
<ul style="list-style-type: none"> <li>▪ Holiday Seat Belt/ Aggressive Driver Patrols</li> <li>▪ I-476 Incident Management Task Force W/ Penn Dot</li> <li>▪ Snow Emergency Help</li> </ul>

---

## ***Special Ops and Emergency Preparedness***

The Tredyffrin Township Police Department is responsible for responding to and successfully resolving high-risk police incidents that require the use of specialized equipment and the implementation of specialized police tactical training. For example, the team practices entering dangerous buildings, high risk arrests, barricaded subjects, and hostage negotiations.

The Tredyffrin Police Department participates in a Multi-Jurisdictional High Risk Incident Team those partners with nine other local municipalities to bring specially trained officers to any incident that is considered high risk to our citizens or officers. Township residents should feel very safe and confident that the Police are ready and able to handle any emergency situation.



---

---

## Revenue Generated

The Tredyffrin Police Department generates revenue as a byproduct of the work performed by the officers. Within the Department, revenue is never considered anything but a byproduct of law enforcement work. The funds generated go directly back to the Township to be used as directed by the Board of Supervisors and Taxpayers of Tredyffrin. In 2009, the Police Department generated \$174,707.

**Figure : 2009 Revenue**

SOURCE	Revenue
Motor Vehicle Fines	\$ 88,848
Ordinances	\$ 29,496
Alarms (Permits and Fines)	\$ 38,175
Parking Tickets	\$ 3,395
Accident/Incident Reports	\$ 13,443
Civilian Fingerprinting	\$ 1,350
<b>TOTAL</b>	<b>\$ 174,707</b>



---

## **Awards, Promotions, Retirements, Recruitments**

**Lifesaving Award:** To Officers Rob Birney, James Konieczny and Michael Spirito, Jr. for saving the life of a resident who suffered a heart attack.

**Commendatory Letter:** The United States Postal Inspection Service honored Det. Sgt. John Bailey, Sgt. Leon Jaskuta and Officer Joseph Butler for their assistance in a large scale theft investigation and subsequent convictions of the actors.

**Citizens Award:** Resident, Deb Welter of the Diamond Rock Wildlife Rehabilitation Clinic, was honored by the Tredyffrin Police for her time and service to the rescue and follow up medical treatment of our local wildlife.

**Commendatory Letter:** To Det. Brian Hughes for his investigative skill and conviction of two subjects involved in a large scale serial credit card fraud scheme.

**Commendatory Letter:** To Officer Michael Carsello for his tireless work with the Chester County Municipal Drug Task Force investigating narcotics use and sales in Tredyffrin Twp.



---

*Tredyffrin Township Police Dept*  
*Officer of the Year*

*Awarded to*



*Russell Hittle*

For exceptional loyalty, devotion and service toward accomplishing the  
Police Mission

*May 20, 2009*